



Fund Fact Sheet, Desember 2023

## OSO FLORES EQUITY FUND



Fund category: Equity

**Effective date**

12-Oct-16

**Effective Statement Letter**

S-576/D.04/2016

**Effective Statement**

13-Oct-16

**Currency**

IDR

**Unit Price (NAV/Unit)**

499.9274

**Fund Size**

205,447,169,963

**Minimum Initial Investment**

Rp 100.000,-

**Number of Offered Units**

3.000.000.000,-

**Valuation Period**

Daily

**Subscription Fee**

3% max

**Redemption Fee**

3% max

**Switching Fee**

Not Applicable

**Management Fee**

3% Max

**Custodian Bank**

PT. BNI (persero)

**Custodian Fee**

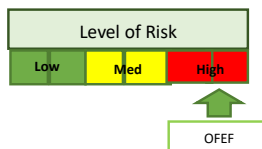
0.25% p.a max

**ISIN Code**

IDN000263704

**Main Risk Factors:**

Market Risk, liquidity Risk, decrease in investment value Risk



**About OSO Manajemen Investasi**

Domiciled In Jakarta, OSO Manajemen Investasi was established based on Deed No. 12 dated 14 September 2004, made before Mohammad Hanafi S.H., Notary in Jakarta. The Articles of Association have been amended several times and most recently by Deed No. 07 dated 29 April 2013, drawn up by Sri Rahayu S.H., Notary in Jakarta. PT OSO Manajemen Investasi has obtained a business license from BAPEPAM No. 01/PM/MI/2005 dated 17 January 2005.

**Investment Objective**

The investment objective of OSO Flores Equity Fund is to provide capital appreciation potential and attractive investment return over the long-term by capitalizing the Indonesian capital market.

**Asset Allocation**

80%-100% Equity

**Product Benefit**

1. Minimum Initial Subscription
2. Well Diversified Portfolio
3. Competitive Risk to Reward

**Top Equity Holdings**

- |         |          |
|---------|----------|
| 1. ELTY | 6. IIKP  |
| 2. MTFN | 7. SMRU  |
| 3. SUGI | 8. MYRX  |
| 4. BTEL | 9. BBKA  |
| 5. BBRI | 10. TLKM |

(In no Respective Order)

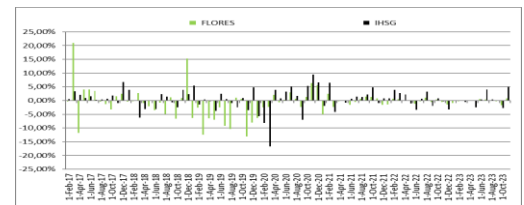
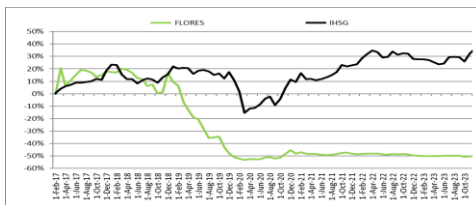
**Portfolio Breakdown**

96,02% equity

3,93% cash and cash equivalent

**Fund Performance**

Performance	YTD	1 Month	3 Months	1 year	3 years	5 years	since inception
Flores	-1.04%	0.53%	-0.36%	-1.04%	-8.46%	-57.21%	-50.01%
IHSG	6.16%	2.71%	4.80%	6.16%	21.64%	17.41%	35.70%
best month	31-Mar-17	20.98%					
worst month	29-Nov-19	-13.04%					



**Custodian Bank**

PT Bank Negara Indonesia (Persero), Tbk (hereinafter referred to as "BNI" or "Bank") was originally established in Indonesia as a central bank under the name "Bank Negara Indonesia" based on PP Pengganti UU No. 2 of 1946 dated July 5, 1946. the legal form of BNI has been adjusted to become a (Persero) in 1992. Adjustment of the legal form to become a Persero, stated in Deed No. 131, dated July 31, 1992, made before Muhani Salim, S.H., which was announced in the 'Berita Negara' of the Republic of Indonesia No. 73 dated 11 September 1992 Supplement No. 1A. Currently, 60% of BNI shares are owned by the Government of the Republic of Indonesia, while the remaining 40% is owned by the public.

**Mutual Fund Ownership Description**

this ownership description hereby states that letter of confirmation of subscription, redemption and switching (if any) of this product is a legal document of mutual funds ownership, issued by appointed custodian (BNI)

PT OSO Manajemen Investasi

☎ 021-2991-5348

📧 osomanajemeninvestasi

Cyber2 Tower 22 Floor

☎ 0813-5000-5519

📘 oso manajemen investasi

Jl. HR Rasuna Said Blok X-5/13, Jakarta 12950

🌐 <https://www.oso-manajemeninvestasi.com>

**Disclaimer**

INVESTMENT THROUGH MUTUAL FUNDS CONTAINS RISK. PRIOR TO INVESTING IN MUTUAL FUND, PROSPECTIVE INVESTORS MUST READ AND UNDERSTAND THE PROSPECTUS. PAST PERFORMANCE DOES NOT GUARANTEE/REFLECT INDICATIONS OF FUTURE PERFORMANCE. THE INDONESIAN FINANCIAL SERVICES AUTHORITY (OJK) MAKES NO STATEMENT OF APPROVAL OR DISAPPROVAL OF THIS INSTRUMENT, NOR EXPRESSING THE ACCURACY OR ADEQUACY OF THE CONTENTS OF THIS MUTUAL FUND PROSPECTUS. ANY STATEMENT CONTRARY WITH THESE MATTER IS AN ILLEGAL ACT.

This product information summary does not replace the Mutual Funds Prospectus and is prepared by PT OSO Manajemen Investasi for informational purposes only and does not constitute an offer to buy or a request to sell. All information contained in this document is presented correctly. If necessary, investors are advised to seek professional opinion before making investment decisions. Past performance is not necessarily a guide to future performance, nor is it an estimate made to give an indication of its future performance or trends. PT OSO Manajemen Investasi as the Investment Manager is registered and supervised by OJK.